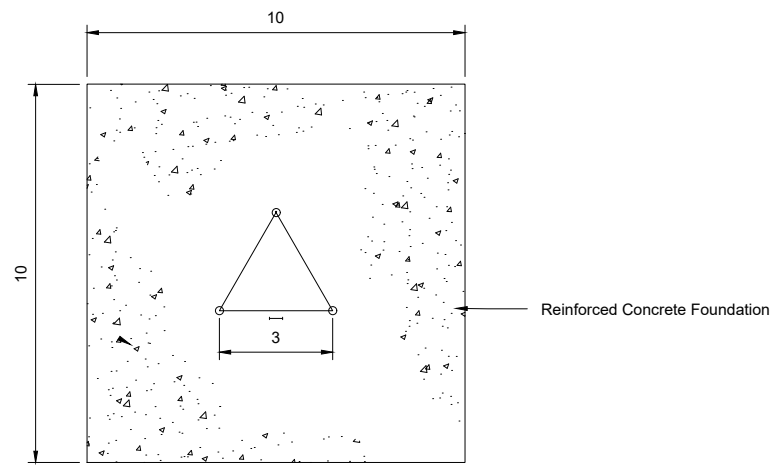
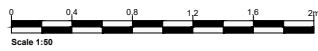
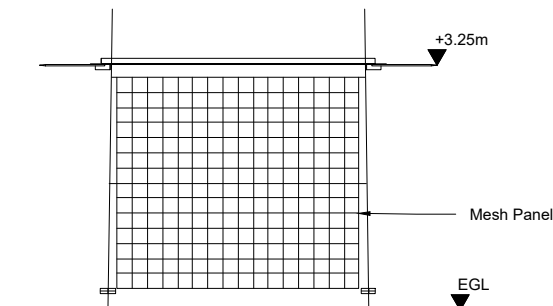


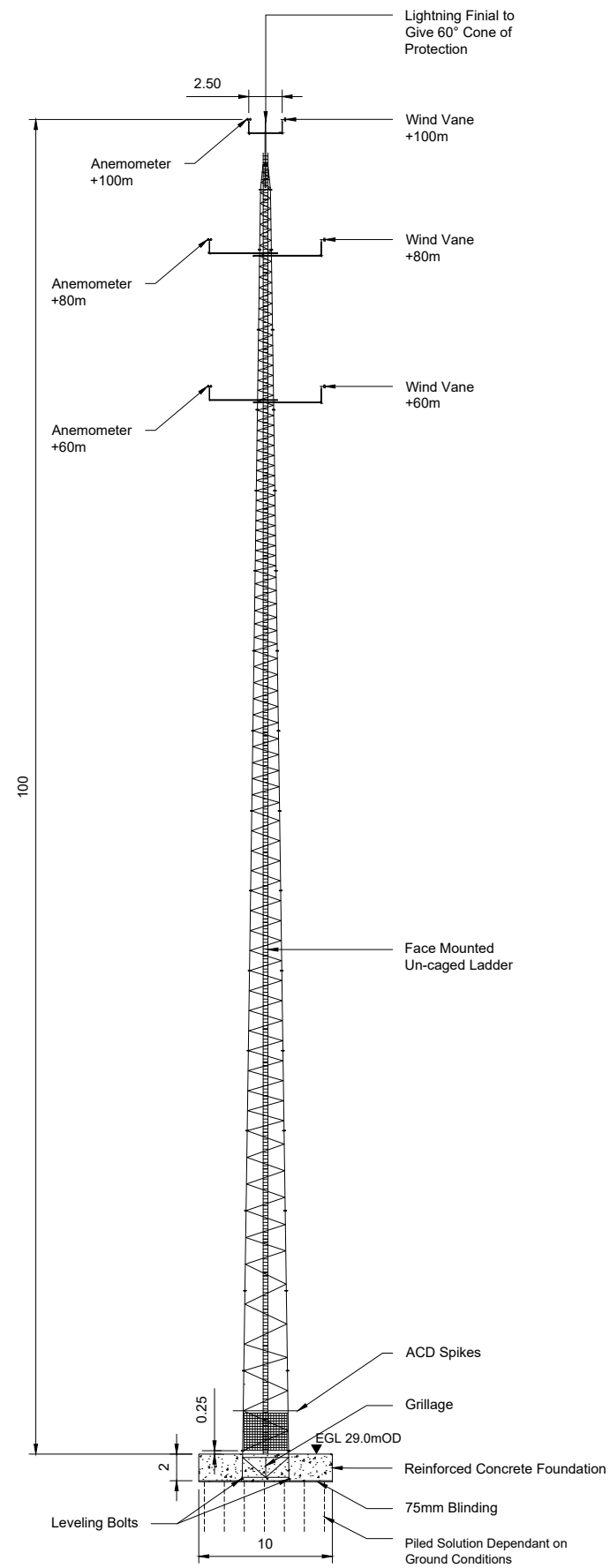
**Plan - ACD Spikes**  
Scale 1:50



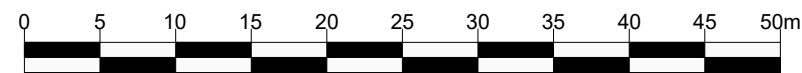
**Plan**  
Scale 1:200



**Elevation Mesh Panel**  
Scale 1:100



**Full Height Elevation**  
Scale 1:500



Scale 1:500

- Notes:**
1. Do not scale from this drawing.
  2. Dimensions in metres unless otherwise stated.
  3. Met mast model and foundation to be confirmed with met mast supplier.

**Legend:**

P0	Initial Issue	12/25	IG	RA	GH
Rev	Amendments	Date	By	Chk	Auth



[www.slrconsulting.com](http://www.slrconsulting.com)

Client  
**RWE Renewables Ireland**

Project  
**Muingmore Wind Farm**

Figure Title  
**100m Met Mast Details**

Scale  
As shown @ A3

SLR Project No.  
501.065301.00001

Designed N/A	Drawn SJB	Checked DR	Authorised GH
-----------------	--------------	---------------	------------------

Date N/A	Date 12/25	Date 04/26	Date 04/26
-------------	---------------	---------------	---------------

Figure Number <b>D09</b>	Rev. <b>P0</b>
-----------------------------	-------------------