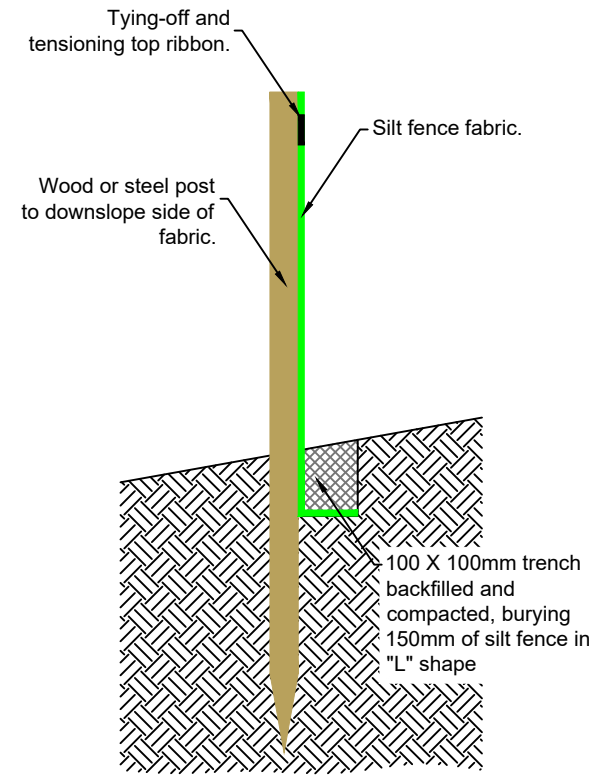
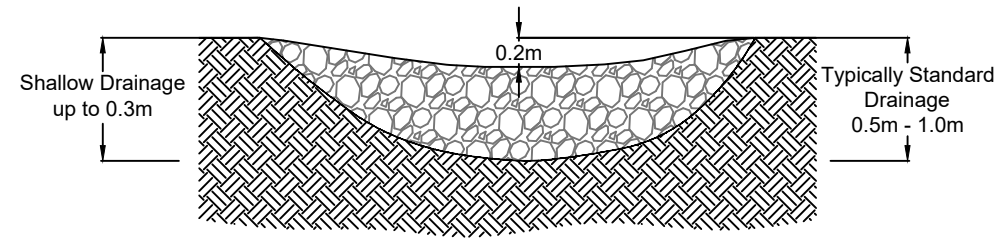




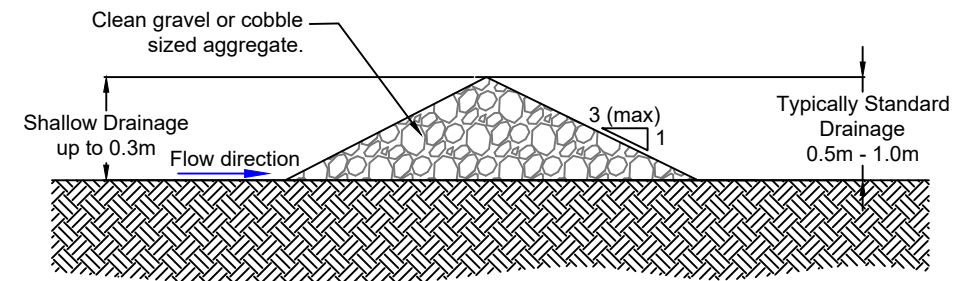
Example of installed silt fencing




Example of silt fence



In channel rock check dam elevation



In channel rock check dam section



In channel sand bag check dam section



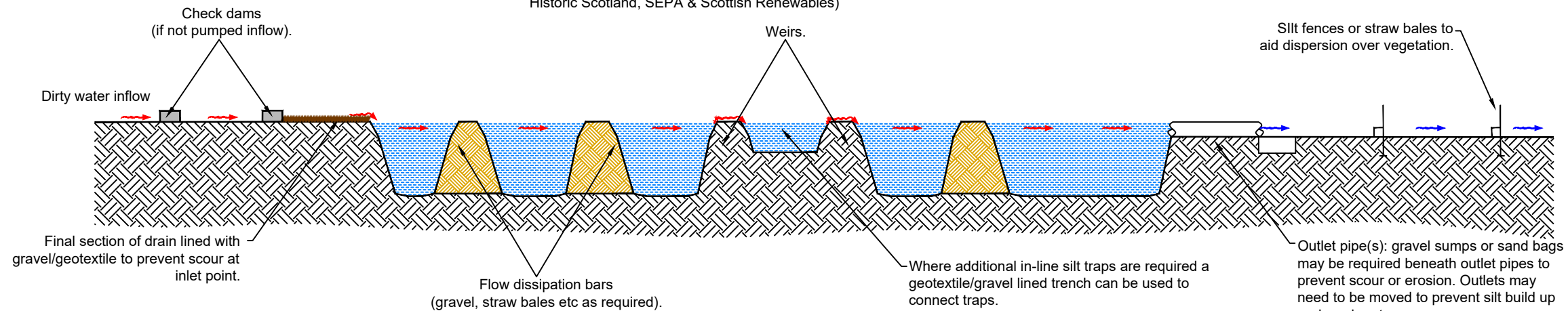
Straw bale temporary silt trap

(From wind farm construction good practice guide Publication by Scottish Natural Heritage, Forestry Commission Scotland, Historic Scotland, SEPA & Scottish Renewables)



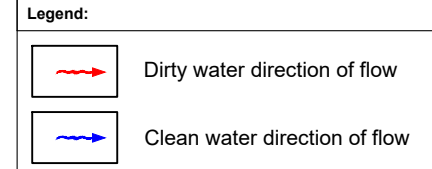
Example of constructed in-line silt traps

(From wind farm construction good practice guide Publication by Scottish Natural Heritage, Forestry Commission Scotland, Historic Scotland, SEPA & Scottish Renewables)



Schematic section: in-line silt traps

- Notes:**
- All dimensions are in metres (m).
 - Details may vary subject to ground conditions.



P02	Client comments	04/26	SJB	RA	GH
P01	Initial Issue	12/25	IG	RA	GH
Rev	Amendments	Date	By	Chk	Auth



www.slrconsulting.com

Client
RWE Renewables Ireland

Project
Muungmore Wind Farm

Figure Title
Typical Drainage Details - Silt Trap Details

Scale NTS	@ A3	SLR Project No. 501.065301.00001
Designed N/A	Drawn IG	Checked RA
Date N/A	Date 12/25	Date 04/26
Figure Number D16	Rev. P02	