
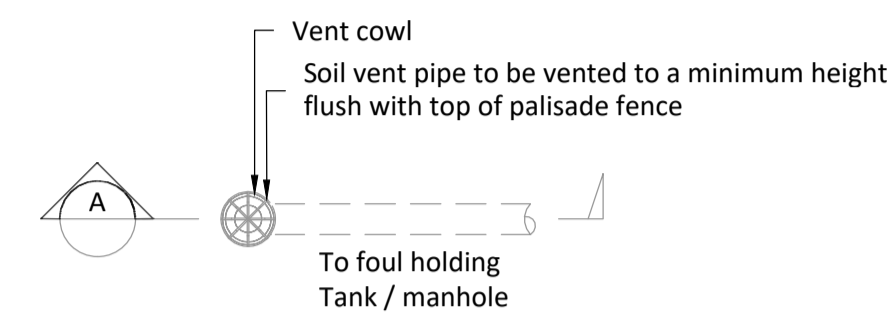


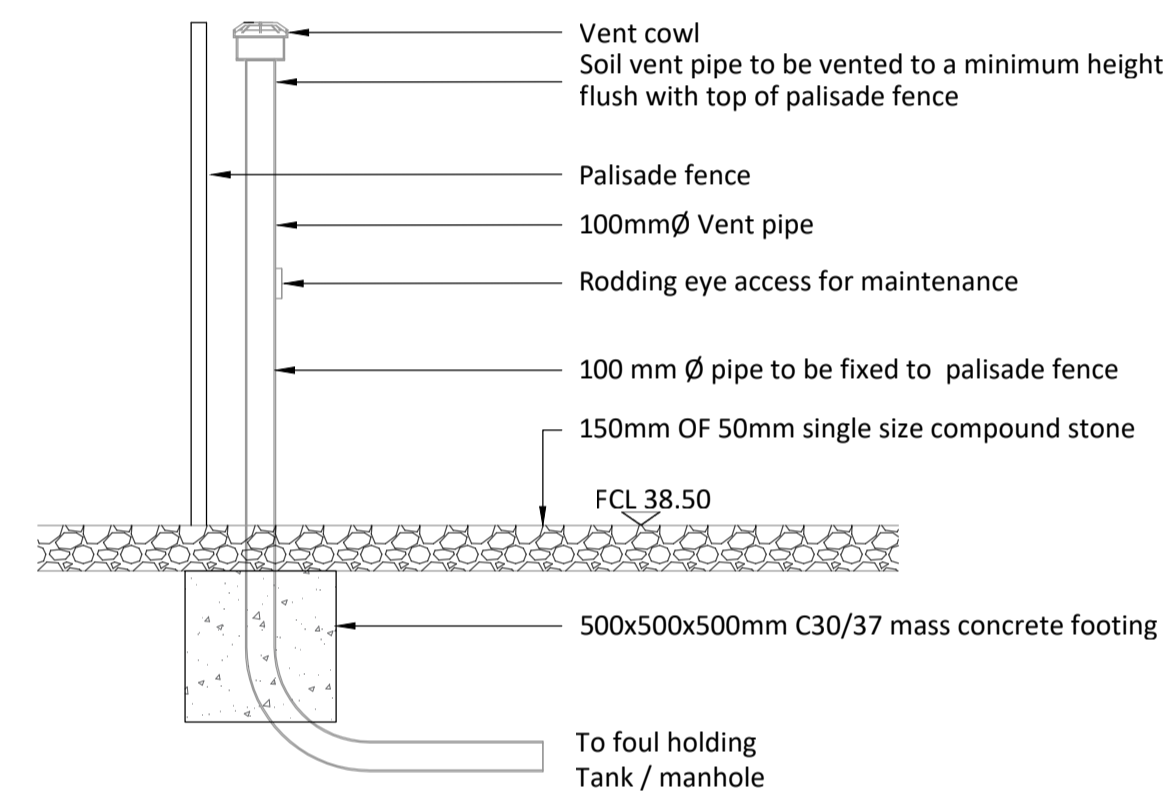
Typical Foul Water Holding Tank - Section A-A
Scale:1:25



Typical Foul Water Holding Tank - Plan
Scale:1:25



Typical Pipe Detail - Plan
Scale:1:25



Typical Pipe Detail - Section A-A
Scale:1:25

NOTES:

- Refer to Eirgrid specification XDS-GFS-13-001-R2 For drainage testing requirements.



Head Office
Beenreigh,
Abbeydorney,
Tralee, Co. Kerry
Ireland
Tel: 00353 66 7135710

PROJECT

**Muingmore
Wind Farm**

CLIENT



CONSULTANTS



NOTES: -

- This drawing is to be read in conjunction with relevant engineering drawings, specifications and reports.
- Dimensions are in millimeters, unless noted otherwise.
- Drawings are not to be scaled use figured dimensions only.

LEGEND: -

ISSUE/REVISION

I/R	DATE	DESCRIPTION
P1	26.02.26	Issued for Planning
P0	27.11.25	Issued for Review

PROJECT NUMBER

300-101402

SHEET TITLE

Typical Drainage Details
Sheet 2 of 2

SHEET NUMBER

300101402-C-DR-0304